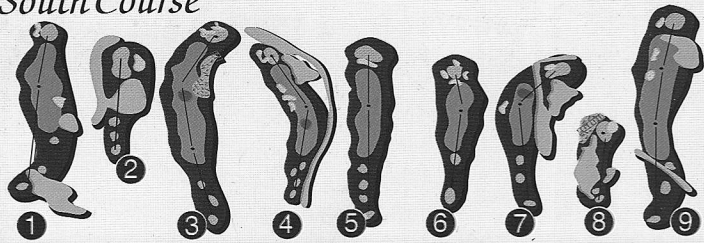


South Course

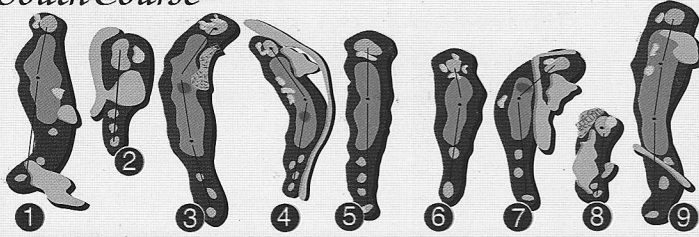


Hole	1	2	3	4	5	6	7	8	9	Out	Tot
Gold	74.4/135	449	207	520	456	445	407	405	207	540	3636
Blue	72.0/134	444	162	483	430	415	377	330	184	520	3345
White	69.2/118	392	129	470	365	372	342	294	153	456	2973
Silver	67.6/116	368	124	445	335	365	315	275	132	442	2801
Men's HCP		4	9	3	8	5	7	1	6	2	
JOE 6.4		6 ²	3 ²	5 ¹	5 ²	6 ²	5 ²	4 ¹	3 ²	6 ³	43 17
AL 6.4 (ABS)		5	3	6	4	5	4	5	4	6	42
+1- 12.8		0/2	2/0	2/0	2/0	2/0	2/0	2/0	0/2	0/2	18/4
Par Men/Women		4	3	5	4	4	4	3	5	36	
+1- BRUCE 8.0		5 ²	4 ²	7 ²	6 ²	7 ²	6 ²	5 ²	5 ²	5 ¹	51 17
ANDY 8.5		6 ²	3 ²	7 ²	6 ²	5 ²	4 ²	5 ¹	4 ²	3 ²	45 17
16.5		2/0	1/2	2/0	2/0	1/1	1/1	0/2	1/0	2/0	10/8
Women's HCP		5	6	2	3	1	9	8	7	4	
Red	70.7/120	296	112	427	333	324	314	228	131	408	2573
Pace of Play		:14	:27	:42	:56	1:10	1:24	1:38	1:52	2:06	

Attest: 0/2 2/0 2/0 2/0 2/0 2/0 2/0 2/0 0/2 4/0 18/4

Circle:	North	South	West	Gross	ESC	Indiv	Team	Putts	Greens	Pars	Birds	Eagles
Date:				Score	Score	Points	Points		in Reg			
Gopher-	AL (ABS)					18	18					
Greenie-	JOE			43	43	18		17	3	4	-	-
Gopher-	ANDY			45	45	8	4	17	3	3	-	-
Greenie-	BRUCE			51	51	4		17	0	1	-	-
Signed:				Attested:								

South Course



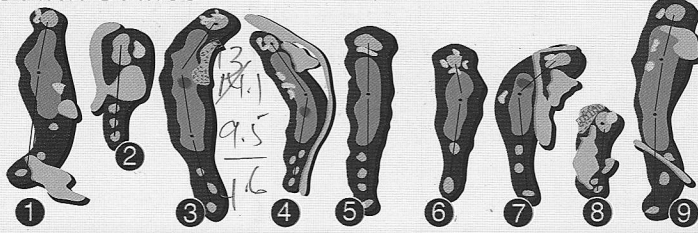
Hole		1	2	3	4	5	6	7	8	9	Out	Tot
Gold	74.4/135	449	207	520	456	445	407	405	207	540	3636	
Blue	72.0/134	444	162	483	430	415	377	330	184	520	3345	
White	69.2/118	392	129	470	365	372	342	294	153	456	2973	
Silver	67.6/116	368	124	445	335	365	315	275	132	442	2801	
Men's HCP		4	9	3	8	5	7	1	6	2		
Tony H		7 ³	3 ¹	5 ²	5 ¹	6 ²	5 ²	5 ¹	4 ¹	8 ³	48	15
Matt 89		5 ¹	4 ²	5 ²	4 ²	6 ²	3 ¹	7 ²	4 ³	5 ²	43	17
+/- Tony/matt		1/2	1/2	2/2	1/2	2/2	2/2	0/2	1/2	0/2	1/2	2/2
Par Men/Women		4	3	5	4	4	4	4	3	5	36	
+/- Ron 10		7 ³	3 ¹	7 ²	5 ¹	5 ²	6 ³	5 ¹	4 ¹	5 ¹	47	15
Carey D		8 ¹	5 ²	7 ²	5 ¹	7 ²	7 ²	7 ²	5 ²	7 ²	58	16
Team		2/0	2/0	2/0	2/0	1/0	2/0	0/2	2/0	0/2	1/2	
Women's HCP		5	6	2	3	1	9	8	7	4		
Red	70.7/120	296	112	427	333	324	314	228	131	408	2573	
Pace of Play		:14	:27	:42	:56	1:10	1:24	1:38	1:52	2:06		

Attest:

Circle:	North	South	West	Gross	ESC	Indiv	Team	Putts	Greens	Pars	Birds	Eagles
Date:	2-9-17			Score	Score	Points	Points		in Reg			
Gopher-	Matt K			43	43	20	17	17	5	4	1	
Greenie-	Tony G			48	48	12		15	1	2	0	
Gopher-	Carey D			58	58	2	5	16	0	0	0	0
Greenie-	Ron B			47	47	17		15	0	2	0	0
Signed:	Tony D			Attested:								

South Course

79 91

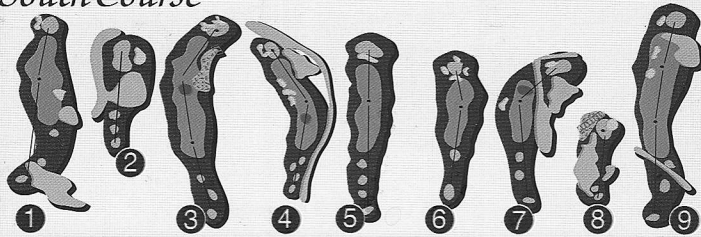


Hole		1	2	3	4	5	6	7	8	9	Out	Tot
Gold	74.4/135	449	207	520	456	445	407	405	207	540	3636	
Blue	72.0/134	444	162	483	430	415	377	330	184	520	3345	
White	69.2/118	392	129	470	365	372	342	294	153	456	2973	
Silver	67.6/116	368	124	445	335	365	315	275	132	442	2801	
Men's HCP		④	9	③	8	⑤	7	①	6	②		
CLARK	54.9	④	③	⑤	③	⑥	⑤	⑤	⑤	⑤	41	
JRUB	9.2	⑥	④	⑥	⑥	⑥	⑤	⑤	⑤	⑦	50	
+/-	14, 1	1/1	2/0	0/2	2/0	0/2	0/2	1/1	1/1	2/0	9/9	+4
Par	Men/Women	4/3	3/3	3/3	4/3	4/3	4/3	4/3	3/3	3/3	36	0/12
+/-	14, 1	1/1	0/2	1/1	0/2	0/2	0/2	1/1	0/2	2/1	3/15	+4
CLARK	5.7	④	④	④	④	④	④	④	⑤	⑦	40	
JRUB	3.8	⑤	③	⑤	⑤	④	④	⑤	③	⑤	39	
Women's HCP		5	6	2	3	1	9	8	7	4		
Red	70.7/120	296	112	427	333	324	314	228	131	408	2573	
Pace of Play		:14	:27	:42	:56	1:10	1:24	1:38	1:52	2:06		

Attest:

Circle:	North	South	West	Gross	ESC	Indiv	Team	Putts	Greens	Pars	Birds	Eagles
Date:				Score	Score	Points	Points		in Reg			
Gopher-	CLARK			40	40	13	14	14	4	5	1	-
Greenie-	HESTWOOD			39	39	19		16	4	6	0	-
Gopher-	HALATEK			41	41	9	6	15	3	4	1	-
Greenie-	GORDAN			50	50	3		17	0	0	0	-
Signed:				Attested:								

South Course

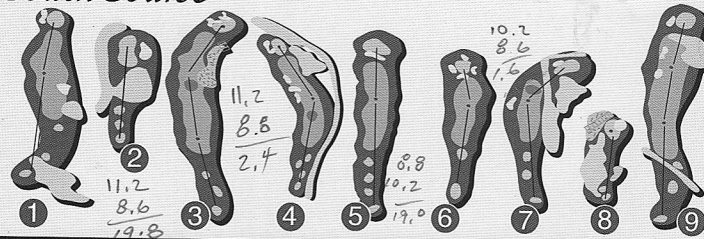


Hole		1	2	3	4	5	6	7	8	9	Out	Tot
Gold	74.4/135	449	207	520	456	445	407	405	207	540	3636	
Blue	72.0/134	444	162	483	430	415	377	330	184	520	3345	
White	69.2/118	392	129	470	365	372	342	294	153	456	2973	
Silver	67.6/116	368	124	445	335	365	315	275	132	442	2801	
Men's HCP		4	9	3	8	5	7	1	6	2		
Gary		6	4	6	4	6	4	7	4	6	47	
Clyde		4	4	6	4	5	7	5	3	5	43	
+/-		2	1	2	1	2	0	2	2	2	4	
Par	Men/Women	4	3	5	4	4	4	4	3	5	36	
+/-		2	0	2	0	0	2	2	2	2	4	
Paul		7	4	7	4	5	7	6	5	7	52	
STEVE		4	3	7	6	6	6	5	3	6	50	
Women's HCP		5	6	2	3	1	9	8	7	4		
Red	70.7/120	296	112	427	333	324	314	228	131	408	2573	
Pace of Play		:14	:27	:42	:56	1:10	1:24	1:38	1:52	2:06		

Attest:

Circle:	North	South	West	Gross	ESC	Indiv	Team	Putts	Greens	Pars	Birds	Eagles
Date:	7/17/13			Score	Score	Points	Points		in Reg			
Gopher-	Clyde			43		18	16	14	1	4	0	0
Greenie-	Steve			50		16		20	1	2	0	0
Gopher-	Gary			47	46	4	6	14	2	2	0	0
Greenie-	Paul			52		6		17	0	1	0	0
Signed:				Attested:								

South Course



Hole	1	2	3	4	5	6	7	8	9	Out	Tot	
Gold	74.4/135	449	207	520	456	445	407	405	207	540	3636	
Blue	72.0/134	444	162	483	430	415	377	330	184	520	3345	
White	69.2/118	392	129	470	365	372	342	294	153	456	2973	
Silver	67.6/116	368	124	445	335	365	315	275	132	442	2801	
Men's HCP		4	9	3	8	5	7	1	6	2		
WALT ^{8.8}		6 ¹	4 ²	6 ²	4 ²	5 ²	7 ²	5 ¹	6 ³	7 ²	5 ¹ 50	(11)
JEFF, A ^{11.2}		5 ¹	3 ¹	6 ²	6 ²	7 ²	6 ³	6 ²	5 ²	4 ⁰	5 ³ 53	(11)
+1-		-2	-2	1	2	-2	-2	1	1	-2	4	0
Par Men/Women		4	3	5	4	4	4	4	3	5	36	
+1-BRIAN ^{9.2}		6 ²	4 ³	6 ²	5 ³	6 ²	6 ²	7 ²	5 ²	3 ⁰	2 ¹ 55	(5)
GARY A ^{8.6}		5 ²	4 ³	6 ²	4 ¹	8 ²	6 ³	5 ¹	3 ¹	7 ²	4 ² 48	(17)
		-2	1	1	-2	2	-1	-2	-2	2	4	
Women's HCP		5	6	2	3	1	9	8	7	4		
Red	70.7/120	296	112	427	333	324	314	228	131	408	2573	
Pace of Play		:14	:27	:42	:56	1:10	1:24	1:38	1:52	2:06		

Attest: *(Signature)*

Circle: North South West	Gross	ESC	Indiv	Team	Putts	Greens	Pars	Birds	Eagles
Date:	Score	Score	Points	Points		in Reg			
Gopher- GARY	48	47	16	17	16	1	3	-	-
Greenie- JEFF	53	51	10		17	-	-	-	-
Gopher- BRIAN	55	52	6	5	19	1	-	-	-
Greenie- WALT	50	50	12		17	1	1	-	-
Signed: <i>(Signature)</i>	Attested:								